



ONLINE TRAINING-COURSE

WITH 15 MODULES IN
BIORESONANCE ACCORDING
TO PAUL SCHMIDT®



Dear user of Bioresonance according to Paul Schmidt,

imagine you can make yourself comfortable at home at your desk or on the sofa and at the same time increase your knowledge and learn about Bioresonance according to Paul Schmidt with the help of the international trainers of Rayonex Biomedical GmbH, Gudrun Bunkenburg (Medical support) and Prof. Dietmar Heimes (CEO).

This is now possible with our new Online Training Course.

Learn to understand Bioresonance according to Paul Schmidt, use the system optimally and get ideas for new therapy concepts.

There are some advantages compared to our previous face-to-face training events:

Flexible learning!

The Online-Training-Course offers you high spatial and temporal flexibility. Do you have any domestic commitments, such as looking after your children or pets? Do you prefer to learn in the comfort of your home or in the workplace? No problem: this Online Training Course will suit your needs.

Easy learning!

To participate in the Online Training Course, all you need is a digital device with internet access and, if there is no integrated microphone, a headset with microphone.

Once you have logged in, you have the option to download the training material.

Access to knowledge 24 hours a day!

The training material is available online at any time. This makes it easier to follow up on the lessons and to prepare for the exam at the end of the course.

The Online Training Course includes 15 training modules (videos) with more than 500 presentation slides.

What to expect...

To gain a full understanding of the philosophy of the cause-oriented therapy approach, the principles of Bioresonance according to Paul Schmidt are explained in detail. You will receive information about the current studies, the modern Bioresonance devices of Rayonex Biomedical and the recommended accessories, as well as information on the different application possibilities in the field of human medicine, TCM, the veterinary field, building biology and in the wellness area.

The training modules are offered over a period of 14 days for „non-stop“ teaching and learning. Once you have viewed all the videos of the training modules, you will have access to the 45-minute exam of the Online Training Course.

After passing the exam, each participant will receive their personal training certificate.

Second Chance!!

You didn't pass the exam straight away? No problem, you can repeat the exam.

Live Q&A Sessions!

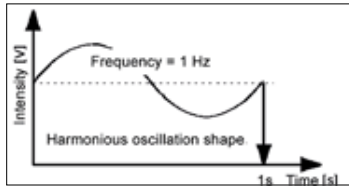
During this Online Training Course you will also have the opportunity to personally communicate with the trainers. During each week, the international trainers will be available for live Q&A sessions on Mondays, Tuesday and Thursdays from 1.00 pm to 3.00 pm BST to answer your questions on the different training modules.

Safe time and money!

No travelling and accommodation expenses, learning at any time, in the morning or late in the evening... whichever way it fits into your daily life.

Practical training?

The distributors in each country will offer 2 days of practical training on the 15 modules of the Online Training Course. You will receive a participation certificate for this as well. Please contact your local distributor for more details.



Module 1: The Principles of BaPS

Organisational matters, principles of Bioresonance according to Paul Schmidt, latest studies, philosophy of the cause-oriented therapy approach, bioresonance devices, accessories, websites, social media, etc.



Module 2: The Analysis with the Rayotensor

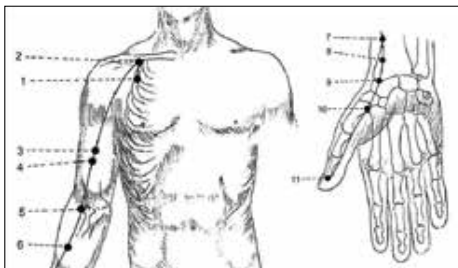
The basics and physics of the Rayotensor, connecting the detectors, operation of the Rayotensor, testing single fundamental frequency values with the rotation test, analysis of a strong and weak disturbance with the help of the bioresonance devices and the polariser, patient test, self-test. When is a harmonisation complete? The relation test.

RAH

Analysis and Harmonising System

Module 3: The Principles of the RAH

Difference between fundamental frequency value and RAH program, structure of the RAH, analysis preparation.



Module 4: Acupuncture Oscillation Therapy

The 14 meridians and their fundamental frequency values, direct and indirect testing with BaPS, visualisation and testing of acupuncture points.

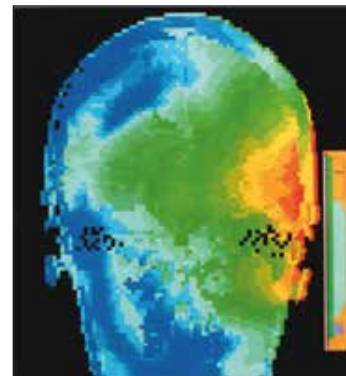
Module 5: The Cause-oriented Treatment Approach

The cause-oriented treatment approach in BaPS, introduction, supporting RAH programs.



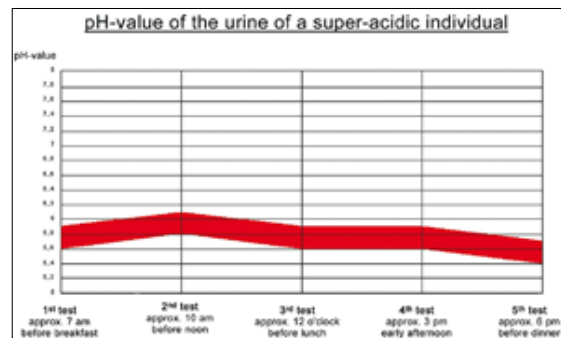
Module 6: Cause: Electromog and Geopathic Stress

Fundamentals and types of electromog and geopathic stress, effects on humans, typical disease patterns, analysis with the RAH, reducing the burden, interaction of therapist, building biologist and patient.



Module 7: Cause: ABB and Pathogens

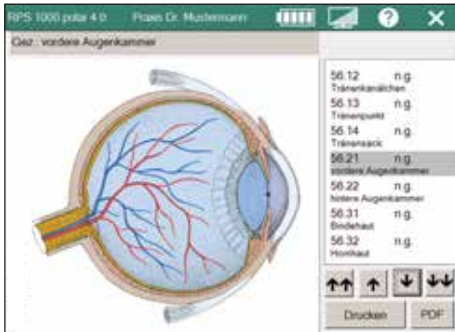
Acid-base balance, vital substances' deficiencies, Warburg hypothesis, intestinal flora, bacteria, viruses, parasites and fungi.



Module 8: Range Value Testing

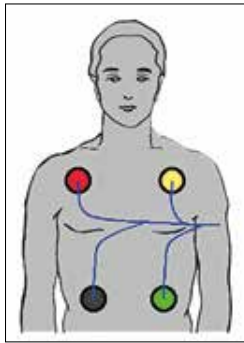
Range value testing – the model approach in Bioresonance according to Paul Schmidt, energetic fingerprint.

| | | | | | |
|------|----|-----------------------|-----------------------|-----------------------|-----------------------|
| 0,5 | ON | <input type="radio"/> | <input type="radio"/> | <input type="radio"/> | <input type="radio"/> |
| 1,0 | ON | <input type="radio"/> | <input type="radio"/> | <input type="radio"/> | <input type="radio"/> |
| 1,5 | ON | <input type="radio"/> | <input type="radio"/> | <input type="radio"/> | <input type="radio"/> |
| 2,0 | ON | <input type="radio"/> | <input type="radio"/> | <input type="radio"/> | <input type="radio"/> |
| 2,5 | ON | <input type="radio"/> | <input type="radio"/> | <input type="radio"/> | <input type="radio"/> |
| 3,0 | ON | <input type="radio"/> | <input type="radio"/> | <input type="radio"/> | <input type="radio"/> |
| 3,5 | ON | <input type="radio"/> | <input type="radio"/> | <input type="radio"/> | <input type="radio"/> |
| 4,0 | ON | <input type="radio"/> | <input type="radio"/> | <input type="radio"/> | <input type="radio"/> |
| 4,5 | ON | <input type="radio"/> | <input type="radio"/> | <input type="radio"/> | <input type="radio"/> |
| ... | ON | <input type="radio"/> | <input type="radio"/> | <input type="radio"/> | <input type="radio"/> |
| 99,5 | ON | <input type="radio"/> | <input type="radio"/> | <input type="radio"/> | <input type="radio"/> |



Module 9: The Expert System RAH

The RAH in the Rayocomp PS 10/PS 1000 polar 4.0, principles, openness, organisation and structure, differentiation from single fundamental frequency values, integration and module in the Rayocomp PS 10/PS 1000 polar 4.0, Green Card, analysis preparation, strong/weak burden, test protocols, the C-module (cell degeneration), practical application, creation of treatment plans, testing, harmonisation, interaction of Rayocomp PS 1000 polar 4.0, Green Card and Rayocomp PS 10.



Module 10: The Rayoscan in the PS 1000 polar 4.0

Introduction, application in the Rayocomp PS 1000 polar 4.0, automatic range value testing, analysis of the RAH, use of the patient administration file and the Green Card, interaction of Rayocomp PS 1000 polar 4.0, Green Card and Rayocomp PS 10 basic.



Module 11: Allergy Testing and Desensitisation of Allergens

Principles, types of allergies, allergen test preparation, necessary accessories, strong/weak intolerance, collective test ampoules, treatment plans, practical tips.



Module 12: Oscillation Transfer of Blood, Urine, Stool and Saliva

When are blood, urine, stool and saliva used to best effect?

Module 13: Testing Preparations and Drugs

Testing effects and side effects, organ-related testing, application in the Rayocomp PS 10/PS 1000 polar 4.0.



Module 14: Energising Frequency Carriers


Energising with the Rayocomp PS 10/PS 1000 polar 4.0, energetic duplication, Rayotabs.



Module 15: The RAH in the Veterinary Field

RAH-Vet for cats, dogs and horses, RAH-Vet in the Rayocomp PS 10/PS 1000 polar 4.0.





RAYONEX Biomedical GmbH
Sauerland-Pyramiden 1
57368 Lennestadt

Telefon: +49 2721 6006-0
Telefax: +49 2721 6006-66

E-Mail: info@rayonex.de
Internet: www.rayonex.de

Rev001 | Stand: 25.02.2021